

Manitoba's Labour Market

HSAP Professional Learning Group

February 28, 2020

.....

Lisa Bukoski
Economic & LMI Unit
Economic Development and Training

Manitoba



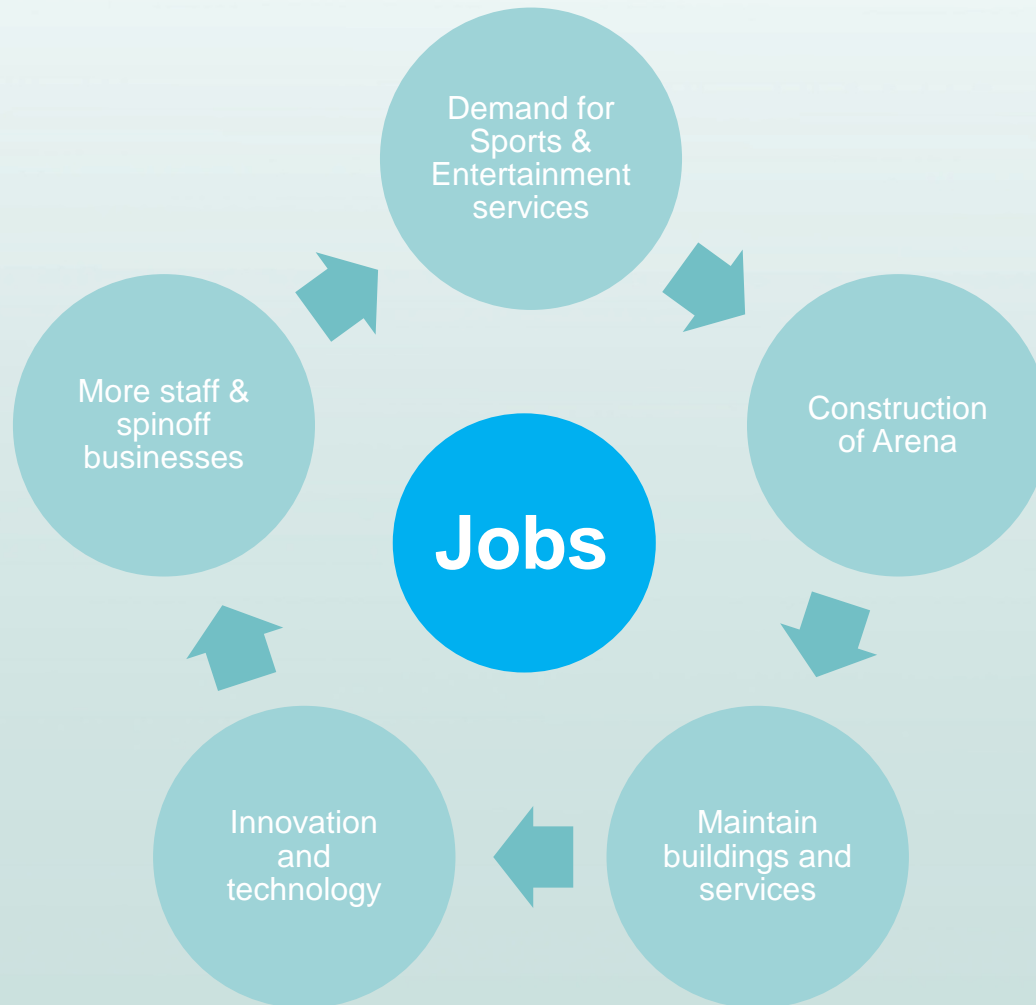


Welcome

- Introduction to Labour Market Information
 - Manitoba's Diversified Labour Market
 - Large Manitoba Industries
- Challenges & Trends
- Manitoba Future Job Openings
- Career and LMI resources



Labour Market Activity





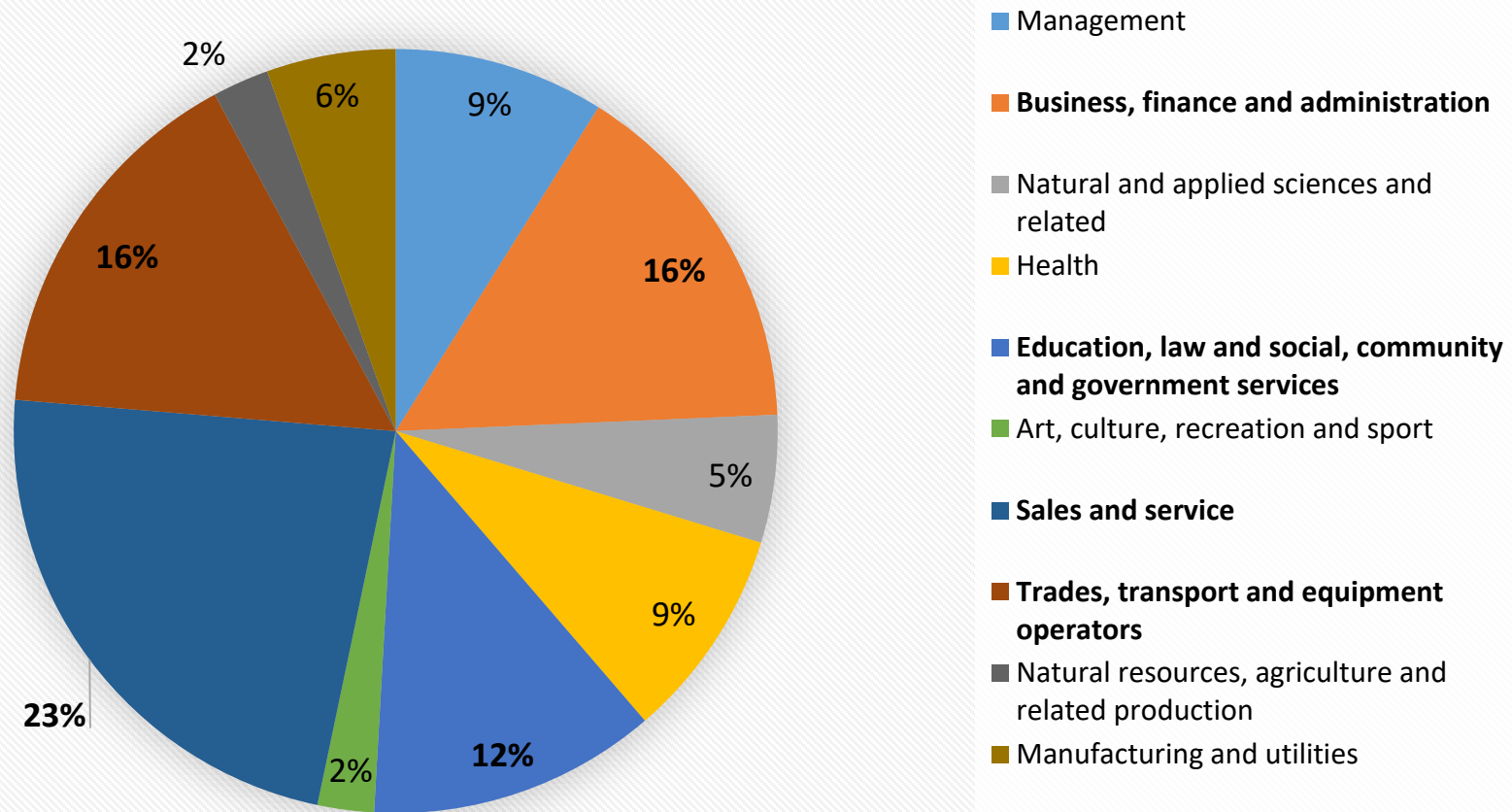
Where to find LMI?

- Follow construction trends
- Follow industry trends
- Follow population trends

- These trends create and show demand for new products, housing, and goods to create more jobs

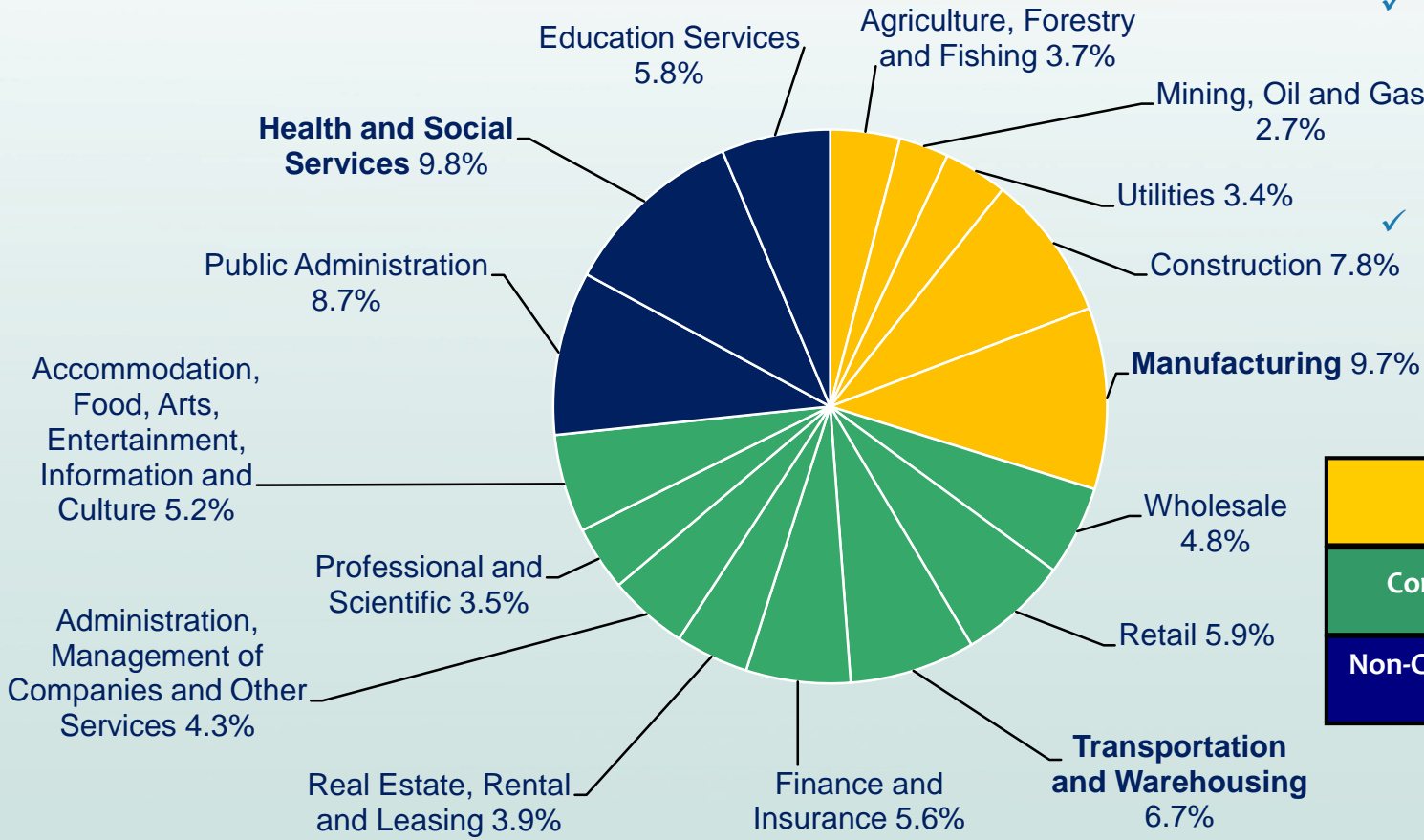
Manitoba's Diversified Labour Force

Manitoba Employment by occupational group , 2019




Source: Statistics Canada, Labour Force Survey

GDP by Industry Shares, 2018



- ✓ Economic activity and jobs are not focused on one particular sector.
- ✓ Long-term progress is balanced by growth across different sectors.



Manitoba Sector Councils



<http://www.amsc.mb.ca/>

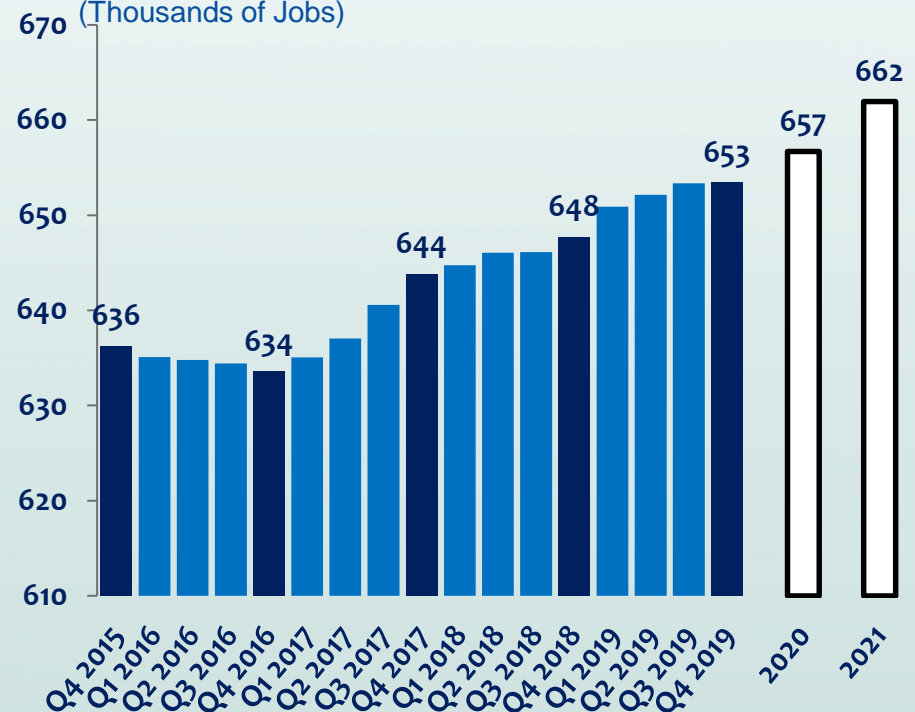




JOBS AND LABOUR MARKET

- ✓ **Most stable labour market in Canada**
- ✓ **Number of jobs** increased by 5,700 an improvement from 3,600 in 2018
- ✓ **Unemployment rate** fell to 5.3% in 2019, below Canada's 5.7% rate and down from 6.0% in 2018
- ✓ **Full-time** employment increased by 4,900
- ✓ **Private sector** employment increased by 5,100

Manitoba Employment Level, Q4 2015 – Q4 2019 (Quarterly at 12-month rolling average)
(Thousands of Jobs)



LABOUR INCOME

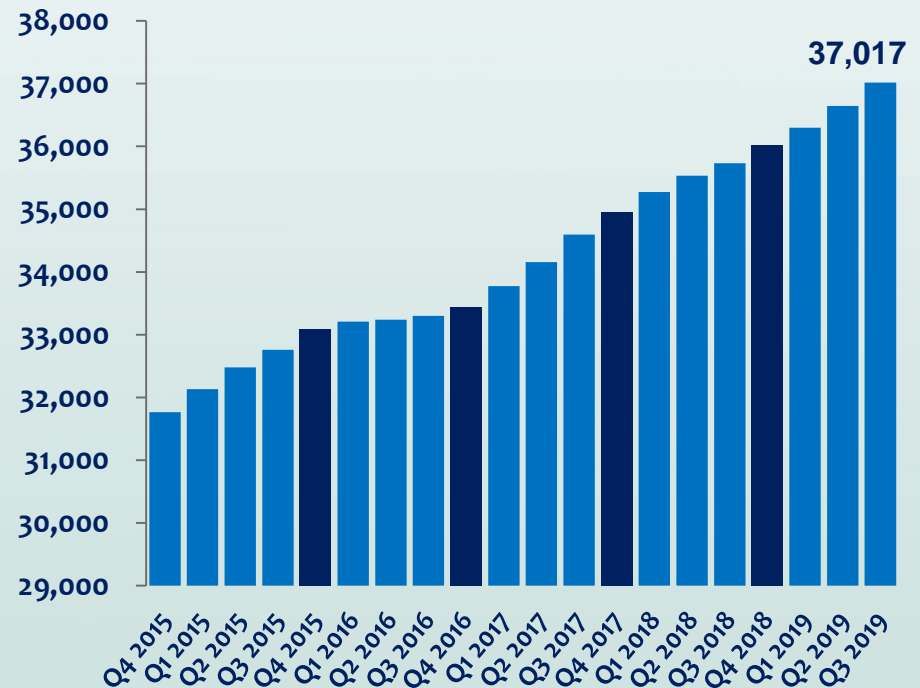
✓ Labour income marching towards \$40 billion

- ✓ 2015: 4.2%
- ✓ 2016: 1.0%
- ✓ 2017: 4.7%
- ✓ 2018: 3.1%
- ✓ 2019: 3.7% (year-to-date)

✓ Largest Contributors

- ✓ Professional and personal services
- ✓ Health care and social assistance
- ✓ Retail and wholesale trade
- ✓ Manufacturing
- ✓ Construction

Labour Income, Q4 2015 – Q3 2019
(Quarterly at 12-month rolling sum)
(Millions of Dollars)



Manitoba's Advanced Manufacturing

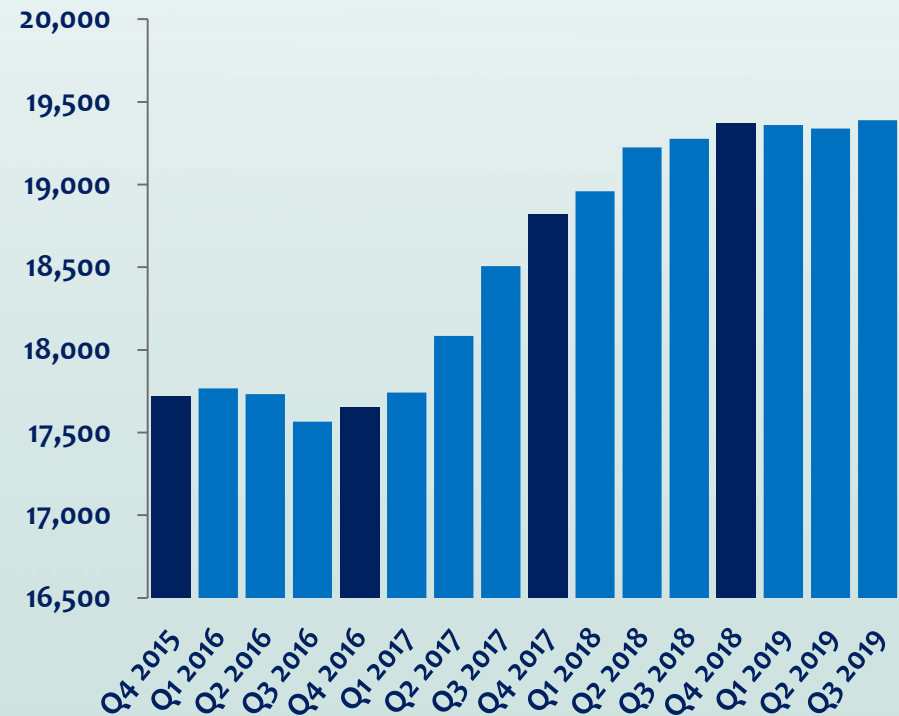
- Manufacturing is the largest industrial sector in Manitoba
- Contributes approximately 10% of Manitoba's GDP revenue
- Manufacturing employment is approximately 10% of Manitoba's workforce
- Key manufacturing subsectors:
 - processed foods
 - wood products
 - Hydro equipment
 - primary metals
 - transportation equipment
 - aerospace
 - heavy duty ground vehicles



MANUFACTURING

- ✓ **Manufacturing sales averaging \$19 billion in 2019**
- ✓ Manitoba manufacturing sales increased in four of 10 subsectors, especially fabricated metals (10.8%), transportation equipment (7.7%), and printing (6.8%)
- ✓ Sales decreased in electrical products (15.1%), primary metals (9.0%), furniture (5.5%), machinery and equipment (5.4%)

Manufacturing Sales, Q4 2015 – Q3 2019 (Quarterly at 12-month rolling sum) (Millions of Dollars)





Trends in Manufacturing

Forecast report:

- Between 2019-2025, there will be 159,200 job openings overall
 - 40,200 due to expansion
 - 119,000 due to retirements
- Manufacturing occupations with the most projected job openings:
 - Food and beverage (1,000)
 - Mechanical assemblers and inspectors (600)
 - Other labourers in processing, manufacturing, utilities (600)
 - Industrial butchers and meat cutters (600)
 - Process control and machine operators, food processing (400)

Precise numbers for small occupation or industry groups should be noted with caution.



CONSTRUCTION & MAINTENANCE LOOKING FORWARD



MANITOBA

Extended slowdown following two decades of strong growth

HIGHLIGHTS 2020-2029

Manitoba's construction demands were bolstered in 2019 by higher major project requirements, including peak levels of activity reached on the Manitoba Hydro Keeyask dam, but overall construction employment growth was held back by declines in new-housing construction.

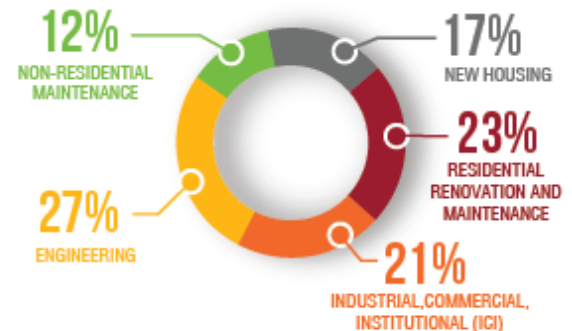
10-YEAR WORKFORCE OUTLOOK FOR MANITOBA

2029



DISTRIBUTION OF CONSTRUCTION EMPLOYMENT IN 2020, MANITOBA

2020



BuildForce Construction rankings

Table 3: Non-residential market rankings, Manitoba

TRADES AND OCCUPATIONS – NON-RESIDENTIAL	2019	2020	2021	2022	2023	2024	2025	2026	2027	2028	2029
Boilermakers	3	3	3	3	3	3	3	3	3	3	3
Bricklayers	3	3	2	3	3	3	3	3	3	3	3
Carpenters	3	2	2	3	3	3	3	3	3	3	3
Concrete finishers	4	2	2	3	3	2	3	3	3	3	3
Construction estimators	3	3	2	3	3	2	3	3	3	3	3
Construction managers	3	3	2	3	3	2	3	3	3	3	3
Construction millwrights and industrial mechanics	4	4	2	2	3	3	3	3	3	3	3
Contractors and supervisors	3	2	3	3	3	3	3	3	3	3	3
Crane operators	3	2	2	3	3	3	3	3	3	3	3
Electricians	3	3	2	2	3	2	3	3	3	3	3
Floor covering installers	3	2	2	3	3	3	3	3	3	3	3
Glaziers	3	2	2	3	3	3	3	3	3	3	3
Heavy equipment operators (except crane)	4	3	2	2	3	2	3	3	3	3	3
Heavy-duty equipment mechanics	4	3	2	3	3	3	3	3	3	3	3
Insulators	3	3	2	3	3	2	3	3	3	3	3
Ironworkers and structural metal fabricators	3	2	2	3	3	2	3	3	3	3	3

CONSTRUCTION AND INVESTMENT

✓ Spending on Non-Residential Buildings up 10.8%, so far in 2019

✓ Commercial Building up 13.9%

- ✓ Warehouses up 65%
- ✓ Hotels and restaurants up 53%
- ✓ Laboratories 194%

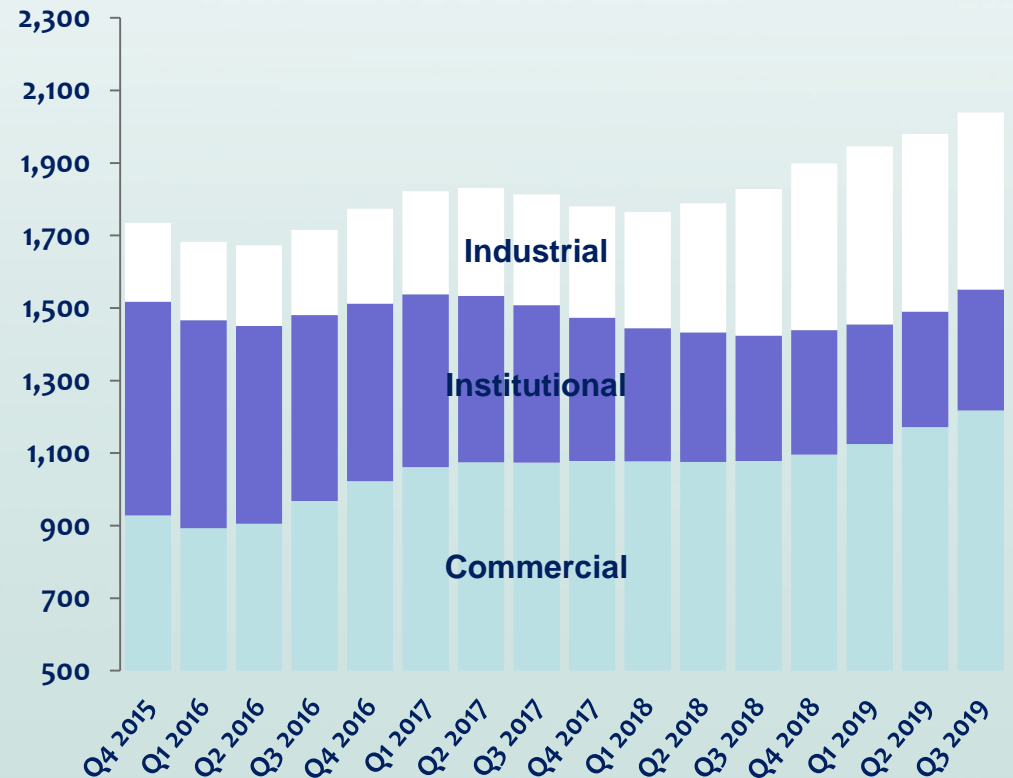
✓ Industrial Buildings up 9.8%

- ✓ Factories 51%
- ✓ Mining and Agriculture 35%

✓ Institutional/Governmental 2.3%

- ✓ Public housing 127%
- ✓ Schools 2.2%

Non-Residential Capital Investment in Buildings, Q4 2015 – Q3 2019 (Quarterly at 12-month rolling sum)
(Millions of Dollars)



Trends in Construction

Buildforce report:

- Construction employment is reduced between 2020-2029
 - Fewer major projects, Keeyask dam winding down
 - Varying conditions over 5 years, then more employment due to ICI construction
 - Decline in residential construction but more renovation and maintenance
 - Focus on hiring, training, retaining
 - Retirements approx. 8,100 workers by 2029, but 7,900 new entrants

- Construction occupations with the most projected job openings (industrial):
 - Concrete finishers
 - Construction millwrights
 - Heavy equipment operators and mechanics

Precise numbers for small occupation or industry groups should be noted with caution.

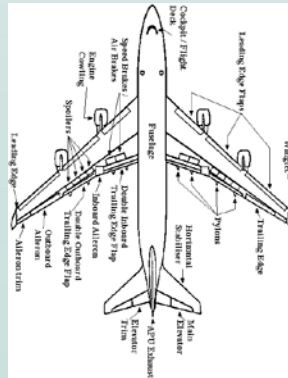
Heavy Vehicle Manufacturing




- Buses
- Fire Trucks
- Recreational vehicles
- Agricultural machinery
- Mining equipment

Aerospace

- Largest cluster in Western Canada
- Workforce of 5,500
- State of the Art Training
- Partner with Red River College



Transportation and Logistics



Centreport

- inland port
- roads, air, rail, & connection to sea
- distribution hub in all directions
- 52+ employers

Trades & Equipment Operation

- Apprenticeship programs
- Technical training
- Industry & post-secondary partnerships



- Supports manufacturing, agriculture, transportation, construction, sciences and other industries



Trends in Trades, Transport & Equipment Operators

Forecast report:

- Between 2019-2025, there will be 159,200 job openings overall
 - 40,200 due to expansion
 - 119,000 due to retirements
- Trades, Transport & Equipment Operator occupations with the most projected job openings:
 - Transport truck drivers (4,100)
 - Material handlers (1,400)
 - Automotive service technicians, truck and bus mechanics and repair (1,200)
 - Carpenters (900)
 - Bus drivers and other transit operators (900)

Precise numbers for small occupation or industry groups should be noted with caution.

Sales & Service

- Largest occupational group
- Always in demand
- Flexible hours, bonus pay



- Opportunity for advancement to management
- Gain transferable skills



- Learn customer service skills, communication
- Learn teamwork
- Time management
- Emotional intelligence
- Motivation





Tourism



Movies & Music



Winnipeg Jets



Art & Museums



Eco tourism

- Business
- Construction
- Advertising
- Social media
- Event planning
- Hotel staff
- Spa staff
- Tour Guides



Festivals

Trends in Sales and Service

Forecast report:

- Between 2019-2025, there will be 159,200 job openings overall
 - 40,200 due to expansion
 - 119,000 due to retirements
- Sales and service occupations with the most projected job openings:
 - Retail salespersons (4,000)
 - Light duty cleaners (3,100)
 - Food counter attendants and kitchen helpers (2,800)
 - Janitors, caretakers and building superintendents (2,600)
 - Cooks (2,300)



Precise numbers for small occupation or industry groups should be noted with caution.

Challenges & Trends



- Structural labour market change
- Slow economic recovery
- **Aging workforce**
- Population & demographics

- **Tech disruption**
- Precarious & part time work
- Skills development



- Design thinking, personalized learning online
- **Maker spaces**, learn by doing
- Marketing skills differently
- Side jobs

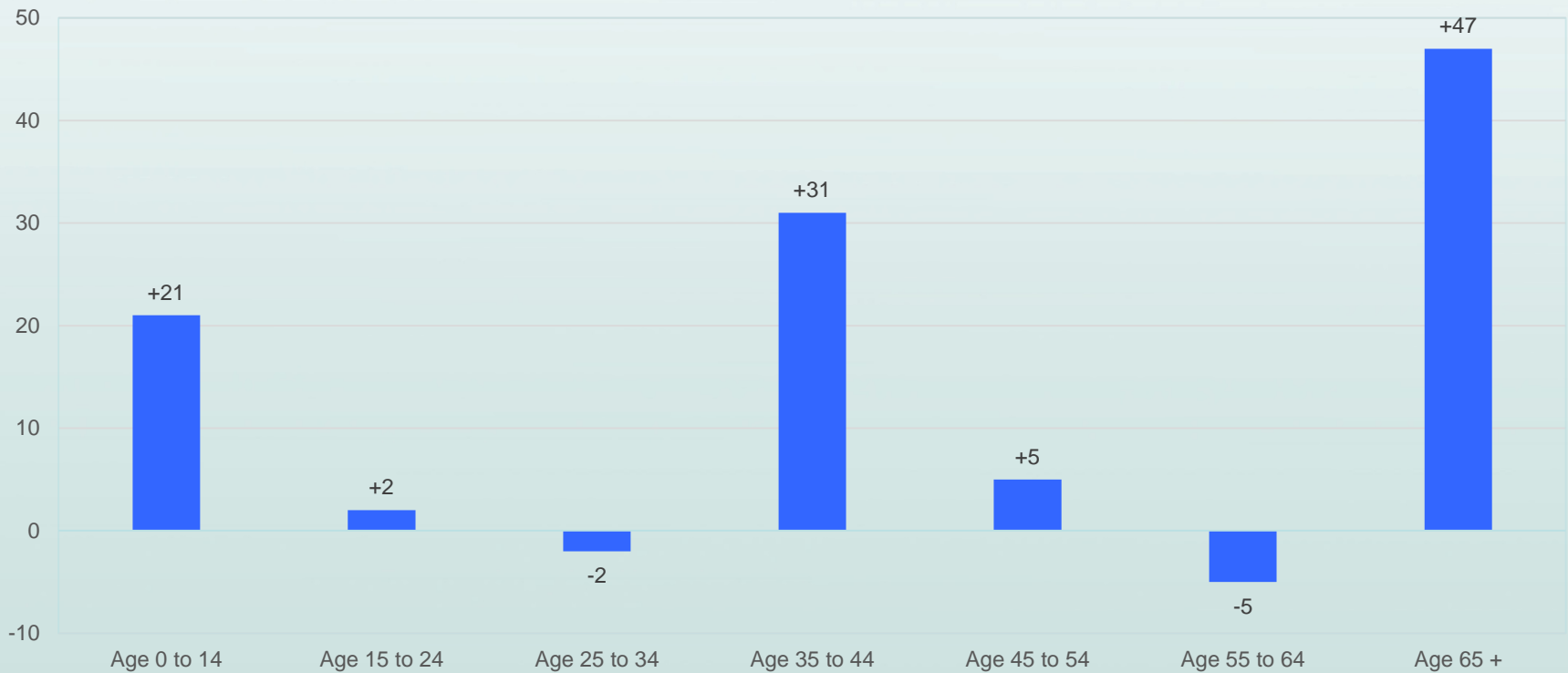
How is the workplace changing?

- Structure of work is changing towards hiring for separate tasks rather than a full time job
- Short term, contract, temporary work
- Technology
- Finding work online
- Companies are global
- Outsourcing (may not work directly for a company)
- Many generations in one workplace
- Recognizing importance of diversity and human rights



Age & Population

Chart 10: Manitoba Age Distribution Change 2018 to 2025 (in 000s)



Job openings: 159,200

Retirements: 119,000 (66%)

Growing businesses: 40,200 (34%)



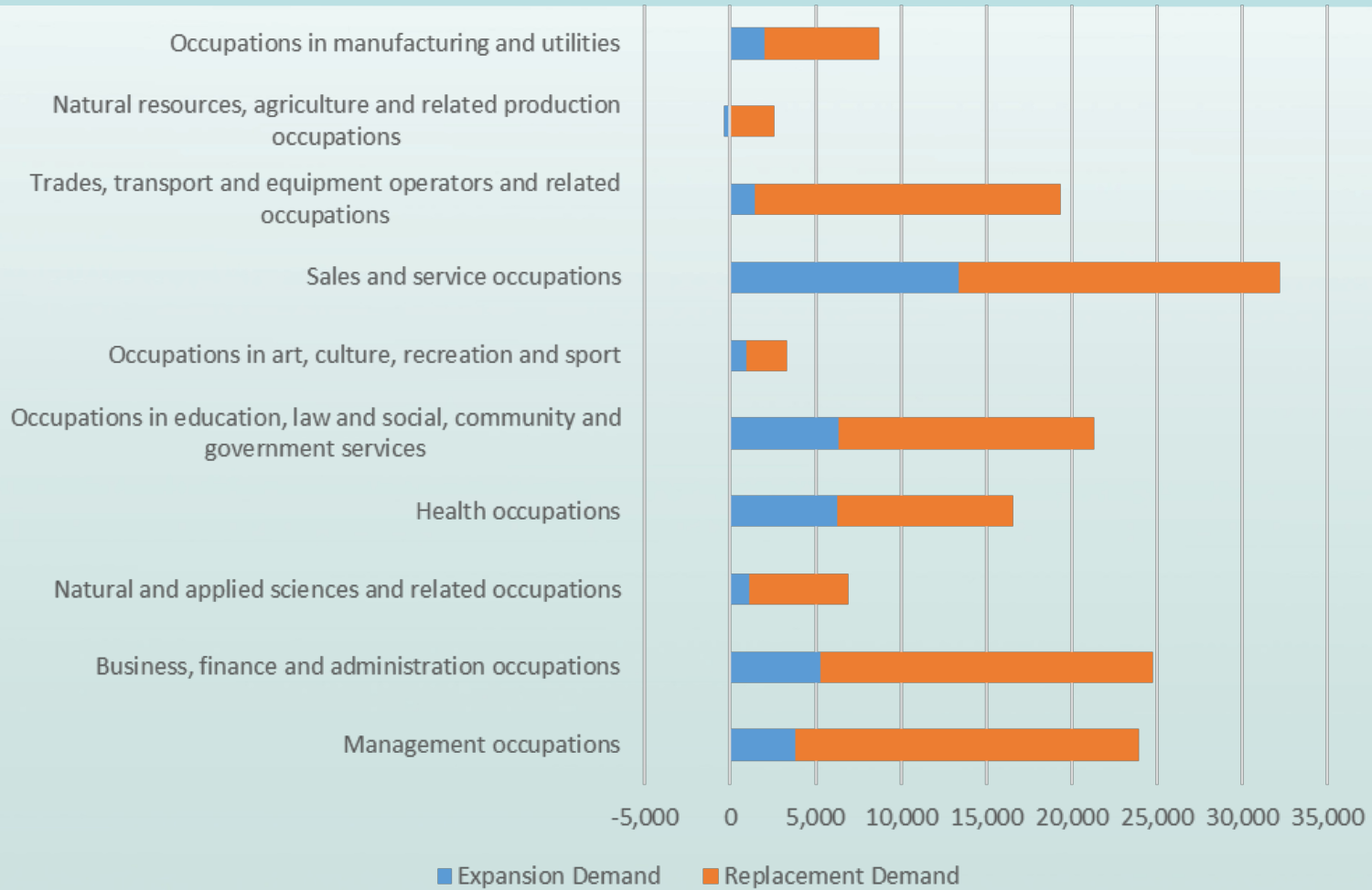
Where will we find workers?

158,300 workers to join labour force

- 94,500 new job entrants
- 29,900 net-in migrants (immigration, emigration, interprov.)
- 33,900 other in-mobility workers (persons re-entering the labour force)



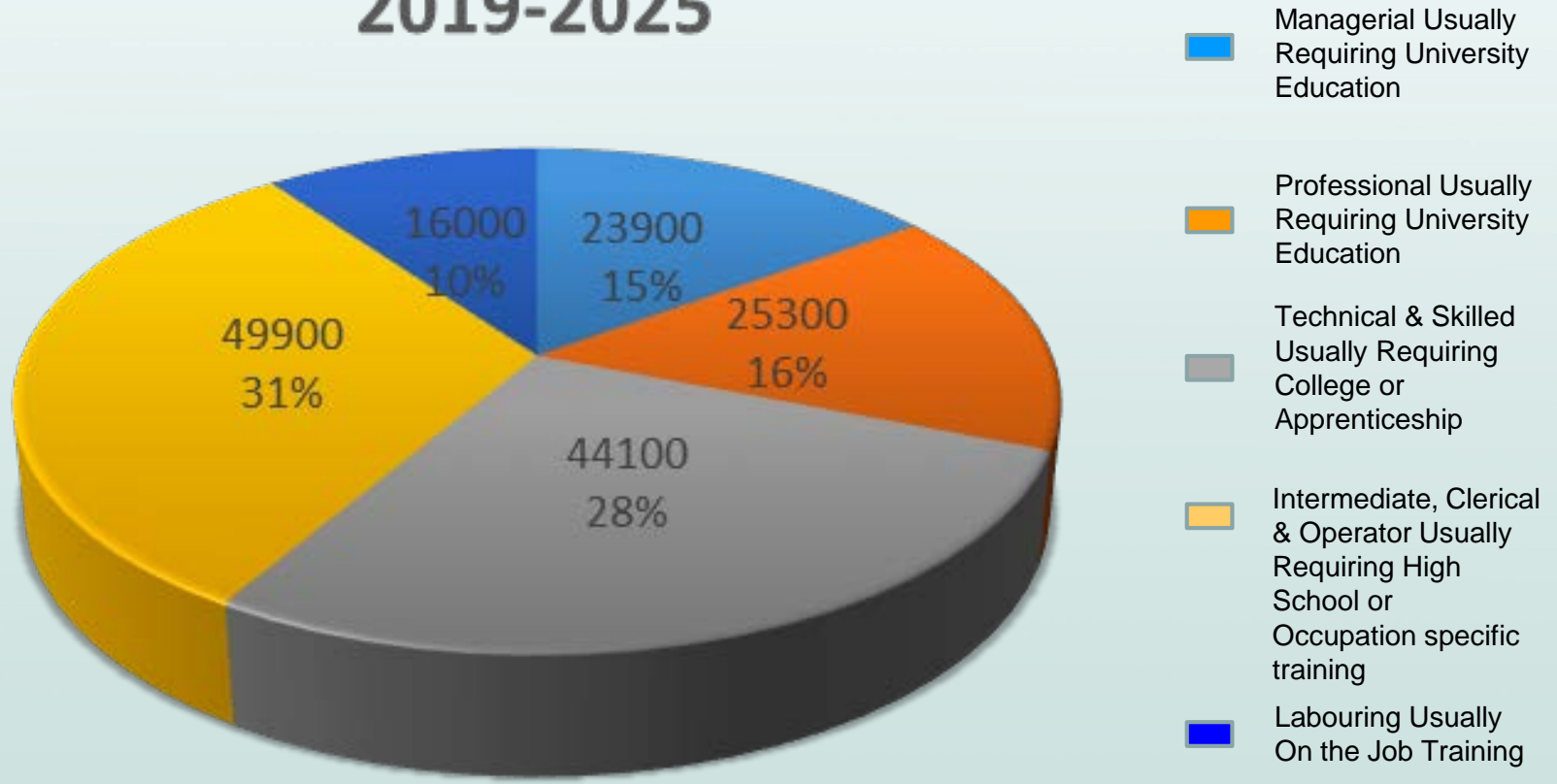
Chart 3: Occupational Groups (One-Digit NOC) by Job Openings, Expansion and Replacement Demand, 2019-2025



Source: Manitoba Labour Market Occupational Forecasts



Chart 4: Manitoba Job Openings by Skill Level, 2019-2025





Skills For the Future Workforce



Professional expertise


Collaboration

Management

- **More Post-secondary education knowledge required**

Career Development Website

Career Development

 [Printer Friendly](#)

[Manitoba.ca](#) > [Career Development](#)

[home](#) [youth](#) [young adult](#) [older worker](#) [newcomer](#) [entrepreneur](#) [job seeker](#)

Text Size: [s](#) [M](#) [L](#)

The Decision Making Model has been designed to help guide you through the process of lifelong career planning.




Manitoba Workforce Development

<https://residents.gov.mb.ca/findingwork.html>

Employment Manitoba

Workforce Development

> Home Page



Need More Info?

Visit your local [Manitoba Jobs and Skills Centre](#) to learn more about how WDIS can assist you!

Information for Job Seekers and Employers

Virtual Information Centre

At Workforce Development we strive to **empower** Manitobans to realize their individual, organizational or business potential.

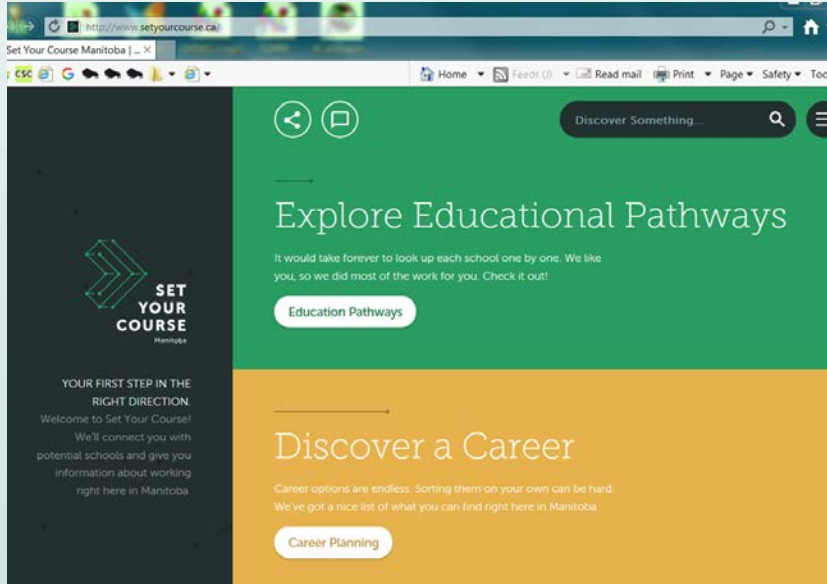


Industry, Training and Employment Services



Apprenticeship Manitoba

Set Your Course.ca



SET YOUR COURSE Manitoba

YOUR FIRST STEP IN THE RIGHT DIRECTION. Welcome to Set Your Course! We'll connect you with potential schools and give you information about working right here in Manitoba.

Explore Educational Pathways

It would take forever to look up each school one by one. We like you, so we did most of the work for you. Check it out!

Education Pathways

Discover a Career

Career options are endless. Sorting them on your own can be hard. We've got a nice list of what you can find right here in Manitoba.

Career Planning



Manitoba Student Employment & Job Search

- STEP
- Urban/Hometown Green Team
- Partners With Youth, Youth NOW, non-profit programs
- Manitoba Legislative Internship

Funding Programs

- Skills Development Assistance
- Self employment
- Professional Immigration Pilot Project
- Trade Up to Your Future, Apprenticeship Assistance

Canada Job Bank – Career Tool

- ✓ search by Field of Study
- ✓ find out % of graduates employed
- ✓ earnings
- ✓ wages
- ✓ other jobs related to field of study
- ✓ current job openings
- ✓ find where the most jobs are nationally by field of study

Career Tool

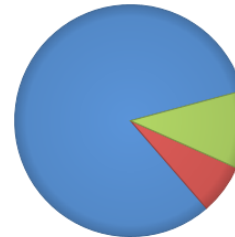
Business, management, marketing, and related support services, Other, College/CEGEP

► Change Field of Study

Change Education Level: **Diploma** Bachelor's Master's Trades

DO RECENT GRADUATES FIND JOBS?

This Program	
EMPLOYED	83%
UNEMPLOYED	7%
NOT LOOKING	11%



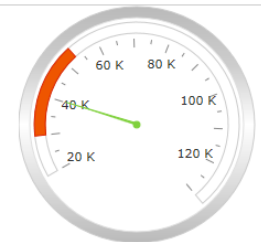
All fields of study at same level

EMPLOYED	UNEMPLOYED	NOT LOOKING
85%	6%	9%

[National Household Survey 2011]

HOW MUCH DO RECENT GRADUATES EARN?

This Program	
MEDIAN EARNINGS	\$40,883.00
EARNING RANGE	\$30,896.00 - \$53,057.00

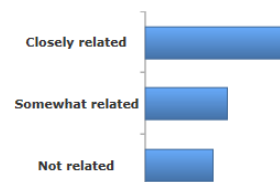


All fields of study at same level

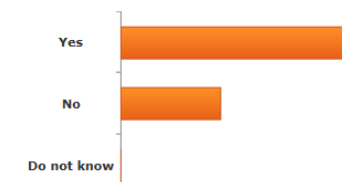
MEDIAN EARNINGS	EARNING RANGE
\$42,495.00	\$30,879.00 - \$57,104.00

[National Household Survey 2011]

ARE GRADUATES IN JOBS RELATED TO THEIR FIELDS OF STUDY?



WOULD GRADUATES CHOOSE THIS FIELD OF STUDY AGAIN?





Youth education about careers



PROGRAMS
Each year, almost 800 young Manitobans are nominated to attend our life-altering programming. +



PHILOSOPHIES
We believe that education and career development can transform children into champions. +



Exciting
CAREER PROSPECTS
await!
Find out more

 I'M AN EDUCATOR / SCHOOL COUNSELLOR

 I'M A PARENT / GUARDIAN

 I'M A STUDENT / YOUTH

RESOURCES

EDUCATOR  +

PARTICIPANT & FAMILY  +

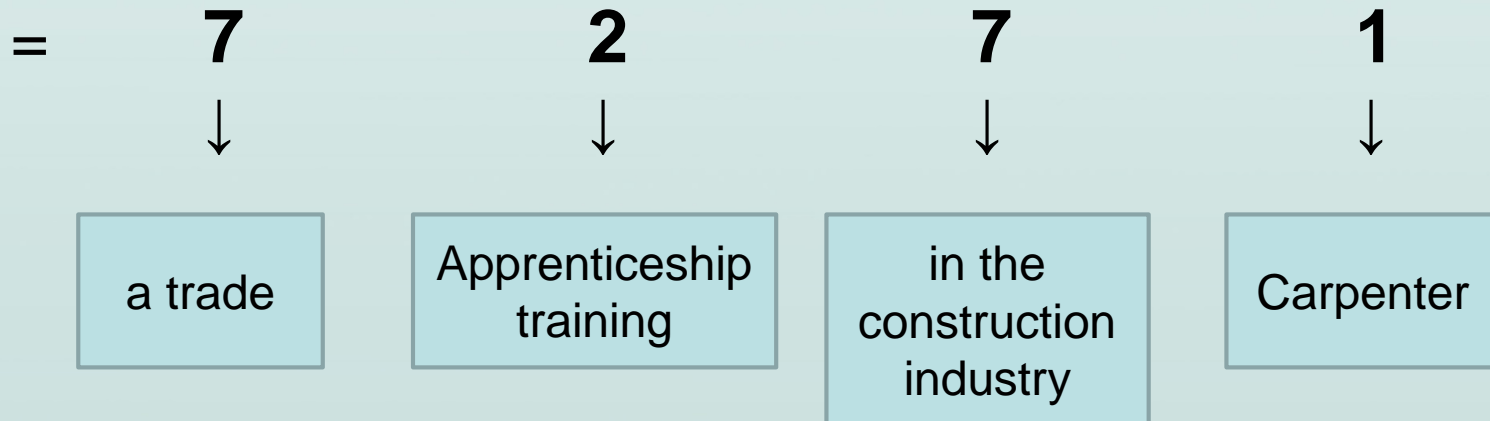
STAFF RESOURCES  +

SCHOLARSHIPS & AWARDS +



Carpenter NOC Code 7271

- 7 one digit Transport and Trades group
- 72 two digit technical/apprenticeship training
- 727 three digit industry
- 7271 four digit unique code



Thank you – Merci!

Lisa Bukoski

lisa.bukoski@gov.mb.ca

204-945-0055

Economic & LMI Unit

Manitoba Economic Development and Training

www.manitoba.ca/lmi

Manitoba

